

Design options for ProBASE

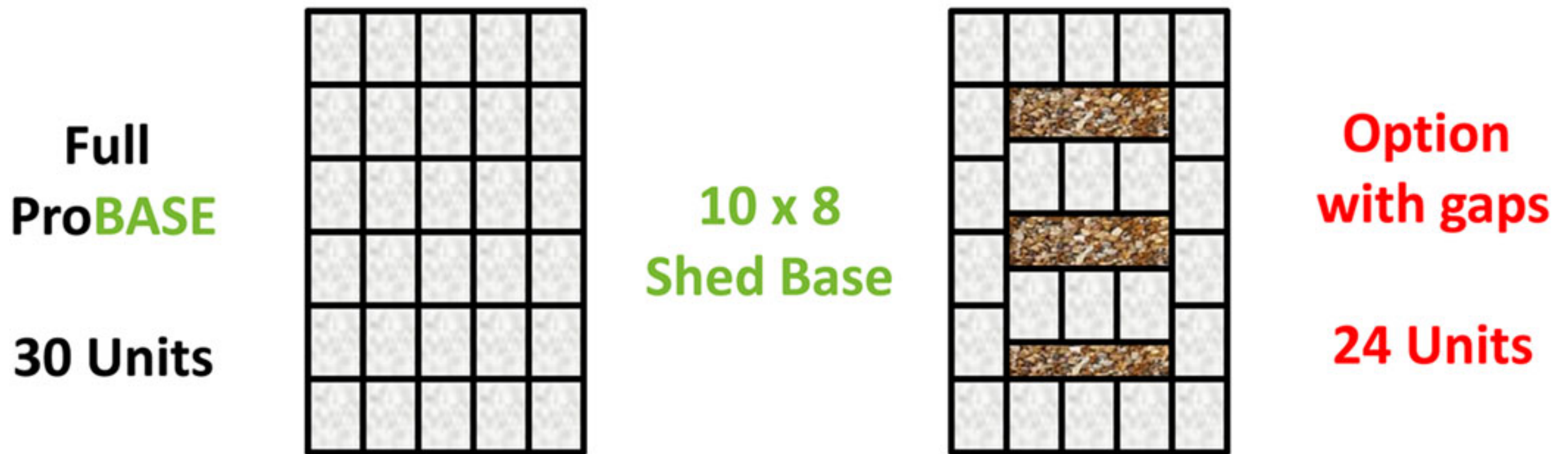


Table below lists the number of ProBASE units required

Shed Size	Full ProBASE	Option with gaps	Shed Size	Full ProBASE	Option with gaps
6 x 4	12	11	7 x 5	15	13
6 x 6	16	14	7 x 7	25	19
8 x 6	20	16	10 x 7	30	24
10 x 6	24	20	12 x 8	40	31
10 x 8	30	24	16 x 8	50	38
10 x 10	42	32	16 x 10	70	50
12 x 10	48	32	20 x 10	91	61


When designing your ProBASE with gaps please take into account your floor construction, size of bearers, spacing of bearers and thickness of floor boards.

ProBASE

Layout for bases with gaps

Gaps can be filled with pea gravel for extra floor support

10 x 6



10 x 8



10 x 10



6 x 4




6 x 6



7 x 5



12 x 10



7 x 7




10 x 7



20 x 10



16 x 8



16 x 10

12 x 8

8 x 6